

Masonry Rebar Sign-Off Sheet for Concrete & Mason

08-18-2020



Are CJ Located
for the
Concrete
Contractor?

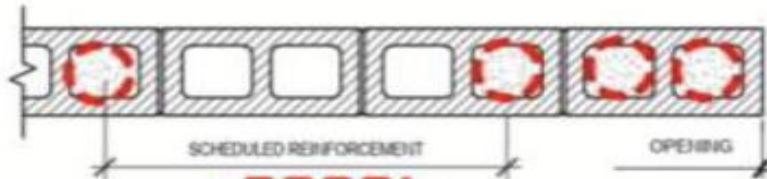


Masonry Control Joint Location

CJ Vertical Rebar locations
reviewed and accepted



Indicate How Many
Bars & Size @ Cell

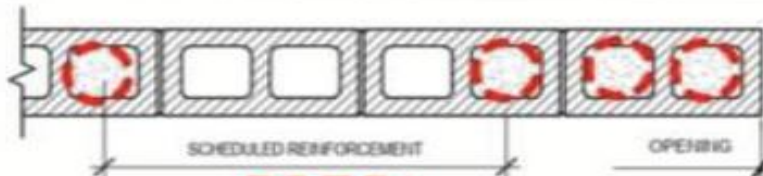


Masonry Opening Location

Opening Rebar locations
reviewed and accepted



Indicate How Many
Bars & Size @ Cell

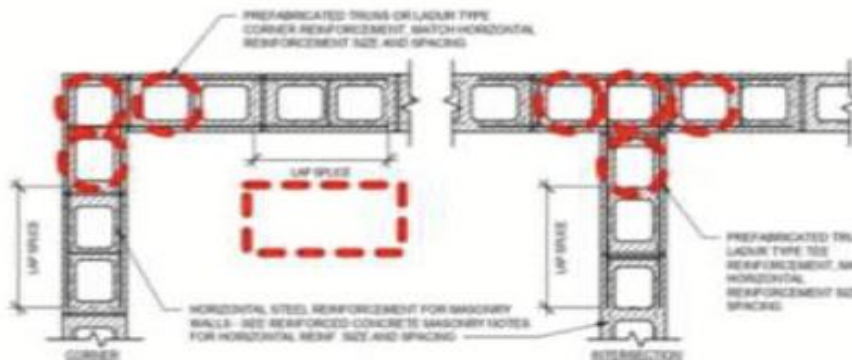


Masonry End of Wall Location

End of Wall Rebar locations
reviewed and accepted



Indicate How Many
Bars & Size @ Cell



Corner & Intersection Locations

End of Wall Rebar locations
reviewed and accepted



Indicate How Many
Bars & Size @ Cell

Concrete Embedment Requirement & Lap Above Concrete

&